



Invest for the futur

March 31, 2022

NAV CHF 80.75

NAV Euro 85.11

UCITS V : UCITS pursuant to Liechtenstein law in the legal form of a trust

Investment objective and policy

The main investment objective of the **TRON eSport Fund** is to achieve a long-term capital gains with investments made on the principle of diversification of risk in securities and other instruments as described below. The UCITS is actively managed without referencing a benchmark. To the extent that no contradictory investment principles are specified for the UCITS in lit. F of this annex, section V of the trust agreement «General investment principles and restrictions» shall apply.

No guarantee can be given that the investment objective will be achieved.

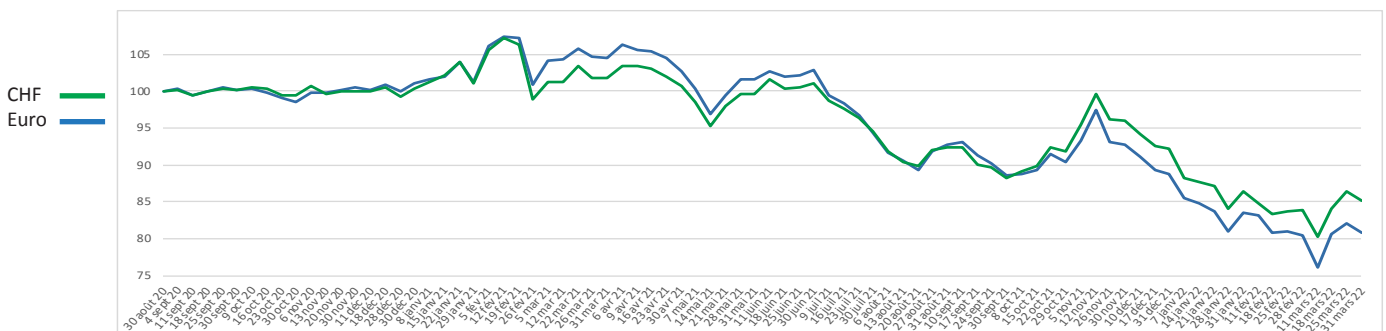
The **TRON eSport Fund** invests its assets predominantly (at least 51%) in equities and securities of companies worldwide that are active in the field of eSports. eSports (electronic sports) are competitions based on computer games. The UCITS can invest its assets mainly in equities and securities that are traded on a stock exchange or another regulated market accessible to the public.

Historical performance (net of fees - Inception 31 august 2020)

	CHF	Jan	Feb	March	April	May	June	July	Aug	Sept	Oct	Nov	Dec	YTD perf. %
2020	Tron eSport Fund									0.22%	-1.69%	2.08%	0.51%	1.10%
2021	Tron eSport Fund	0.16%	-0.34%	3.58%	-1.74%	-1.07%	1.27%	-8.28%	-1.67%	-4.53%	1.99%	2.58%	-4.28%	-12.25%
2022	Tron eSport Fund	-5.88%	-3.71%	0.45%										-8.97%
2022	VanEck Video	-5.43%	-2.84%	-1.52%										-10.56%
2022	SMI	-5.04%	-1.96%	1.46%										-5.54%

	Euro	Jan	Feb	March	April	May	June	July	Aug	Sept	Oct	Nov	Dec	YTD perf. %
2020	Tron eSport Fund									0.22%	-0.76%	0.60%	0.34%	0.39%
2021	Tron eSport Fund	0.65%	-2.06%	2.88%	-1.12%	-1.07%	1.53%	-6.42%	-2.33%	-4.50%	4.09%	4.52%	-3.93%	-8.11%
2022	Tron eSport Fund	-6.42%	-2.83%	1.45%										-7.75%
2022	VanEck Video	-7.13%	-1.71%	-1.06%										-9.69%
2022	EurStx50	-2.88%	-5.99%	-0.55%										-9.21%

Historical performance (net of fees - Inception 31 august 2020)



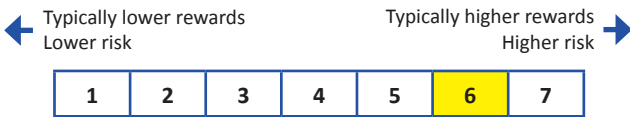
Performance

	CHF	Euro
1 month	0.45%	1.45%
3 months	-8.97%	-7.75%
6 months	-8.85%	-3.12%
9 months	-23.33%	-16.37%
12 months	-24.87%	-17.03%
YTD	-8.97%	-7.75%
Since inception	-19.25%	-14.89%

Max and Min. Price

	CHF	Euro
Max Price in 1 year	107.39	107.12
Min. Price in 1 year	76.08	80.30
Max Price since inception	107.39	107.12
Min. Price since inception	76.08	80.30
Max Draw Down	-6.26%	-7.43%
Max UpSide	+4.79%	+4.55%

Risk Profile



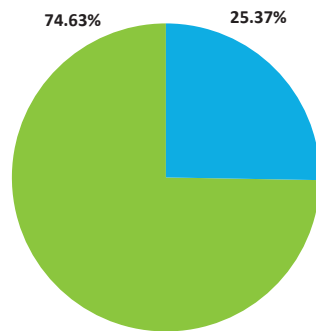
Companies performance (since inception)

Best performing company	116.23%
Average performing company	-4.10%
Worst performing company	-72.00%

Portfolio Exposure

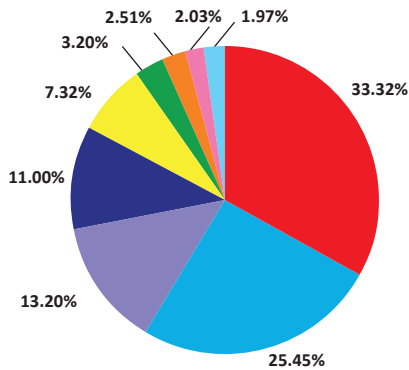
Asset Allocation

- Investments 74.63%
- Cash 25.37%



Investment by Countries

- USA 33.32%
- Japan 25.45%
- China 13.20%
- South Korea 11.00%
- HK 7.32%
- France 3.20%
- Switzerland 2.51%
- Sweden 2.03%
- Singapore 1.97%



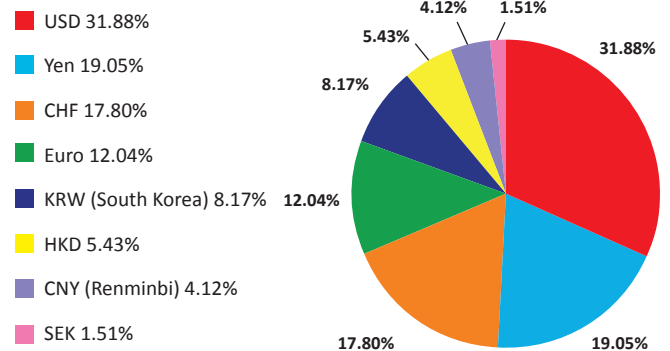
10 Holdings / 33

- | | |
|----------------------------|-------------------------------|
| 1. Square Enix Holdings Co | 6. Zynga inc - CL A |
| 2. Razer Inc | 7. Activision Blizzard Inc |
| 3. Microsoft Corp | 8. Bilibili Inc-Sponsored ADR |
| 4. Netease inc-ADR | 9. Nintendo Co Ltd |
| 5. Logitech International | 10. Sega |

Compagnies UP/Down

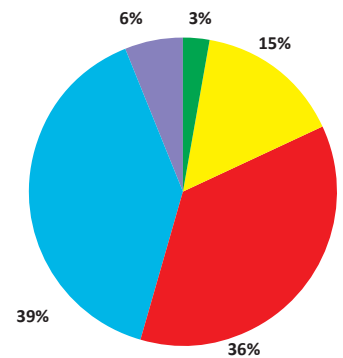
Since inception		%	
Compagnies	UP	12	36.36
Compagnies	Down	21	63.64
Since NAV Dec 31, 2021		%	
Compagnies	UP	11	33.33
Compagnies	Down	22	66.67
Since NAV Dec 31, 2021		%	
Compagnies	UP	11	33.33
Compagnies	Down	22	66.67

Currency Risk



Market Capitalisation (33)

- 1 < 1 000 < 2 000 Mds
- 5 > 100 < 1 000 Mds
- 12 > 10 < 100 Mds
- 13 > 1 Md < 10 Mds
- 2 > 100 mios < 1 Mds
- 0 < 100 mios



Investments by sectors

Software	29.62%
Computer / Hardware	14.07%
Internet	13.44%
Media	13.06%
Others	8.33%
Toys / Leisure activities	6.10%
Household products	5.58%
IT-Services	5.41%
Electronics	4.39%

Fund Characteristics

Launch Date	27/08/20	ISIN Code	CHF : LI0558965583
Structure	UCITS V (trust) Liechtenstein		EUR : LI0558965567
Duration of the UCITS	Unlimited		USD : LI0558965575
Suitable as a UCITS target fund	Yes		
ESP Currency	CHF, EUR, USD	Bloomberg Code	CHF : ESPORTC
Initial issue price	CHF 100.-, EUR 100.-, USD 100.-		EUR : ESPORTE
Issue and redemption day	Every valuation day		USD : ESPORTU
Minimum investment	1 unit		
Incremental Investment	1 unit	Valoren N°	CHF : 55.896.558
Valuation interval	Weekly		EUR : 55.896.556
Issue and redemption day	Two bank business days after calculation of the net asset value (NAV)		USD : 55.896.557
Valuation day	Every friday except in a calendar week which marks the end of a month; in this case, the valuation day is the last banking day of this calendar month.	Reuters	CHF : 55896558X.CHE EUR : 55896556X.CHE USD : 55896557X.CHE
Management Fees	1.5% p.a.		
Performance Fees	10%		
Redemption Fees	1%		

AIFM

IFM Independant Fund Management AG
Landstrasse 34
FL - 9494 Schaan
Tel +423 235 05 50
Fax +423 235 04 510
email : info@ifm.li

Asset Manager / Distributor

CATAM Asset Management AG
Landstrasse 34
FL - 9494 Schaan
Tel +423 384 40 00
Fax +423 388 99 00
email : info@catam.li

Portfolio Manager

Ralf Huber
Landstrasse 34
FL - 9494 Schaan
Tel +423 384 40 00
Mobile +41 79 823 87 46
email : ralf.huber@catam.li

Depository Bank

LGT Bank AG
Herrengasse 12
FL - 9490 Vaduz
Tel +423 235 11 22
Fax +423 235 15 22
email : info@lgt.com

Auditor

Ernst & Young AG
Schanzenstrasse 4a
Postfach
CH - 3008 Bern
Tel +41 31 230 61 11
Fax +41 31 320 68 27

Contact

CATAM Asset Management AG

Landstrasse 34
9494 Schaan - Liechtenstein
Tel +423 384 40 00
Fax +423 388 99 00
email : info@catam.li
www.catam.li

Ralf HUBER

Portfolio Manager of TRON eSport Fund

Landstrasse 34
9494 Schaan - Liechtenstein
Tel +423 384 40 00
Mobile +41 79 823 87 46
email : ralf.huber@catam.li
www.catam.li

Disclaimer. Important information

This document consists of promotional material. The information contained herein does not constitute advice or specific investment advice. The use of the information is the sole responsibility of the reader. The past performance of a share is no guarantee for the current and the future performance. No guarantee can be given for the achievement of the investment objective of the AIF and its sub-funds. For all transactions, you should refer to the most up-to-date version of the prospectus and the trust deed, including Annex A «Organisational structure of the AIFM» and Annex B «The sub-funds at a glance». These documents, as well as the most recent annual and annual reports, if already published, are available free of charge on a durable medium at the AIFM, the depository, the paying agents and at all distributors in Germany and abroad as well as on the website of the LAFV (Liechtensteinischer Anlagefondsverband)(Liechtensteinischer Investment Fund Association) at www.lafv.li. All the investor's request, the aforementioned documents will also be made available to them free of charge on paper. Further information about the AIF is available on the internet at www.ifm.li and at the IFM Independent Fund Management AG, Landstrasse 30, FL - 9494 Schaan, during business hours. The published information does not constitute a solicitation or offer or recommendation to subscribe for shares.